


Math Vocabulary Charts

for all operations, including fractions!



Math Vocabulary Charts

These vocabulary charts are intended to be used as classroom resources. They include the vocabulary for all of the basic math operations. Additionally, there is a fractions chart, which shows numerator and denominator. All of the vocabulary is used with the appropriate operations' symbols, to represent where the numeric value of each vocabulary term would go.

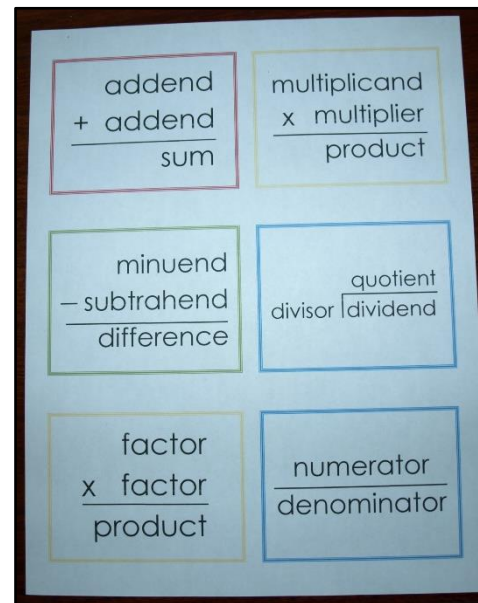

Instructions:

For classroom resource charts: Print, laminate, and hang in your classroom!

For individual student resources: Print the charts 6 to a page so that students can put them in a notebook or binder for reference.

****Note:** In your printer settings, select "6 pages per sheet" instead of "1 per sheet" to print 6 to a page. Also, choose to print just pages 3-8. Otherwise, you will include the splash and instruction pages, rather than just the charts.

The charts would look like this when printed 6 to a sheet, depending on whether you print them in landscape or portrait orientation:



addend
+ addend

sum

minuend
- subtrahend

difference

multiplicanda
x multiplier

product

quotient
divisor | dividend

SAMPLE